

## Beam couplings

Aluminum / Stainless Steel, with clamping hub

### SPECIFICATION

#### Bore code

Type **B**: without keyway

Version in Aluminum **AL**

- anodized, natural color
- temperature resistant up to 150 °C
- Socket cap screws DIN 912, Steel blackened

Version in Stainless Steel **NI**

- AISI 303
- temperature resistant up to 200 °C
- Socket cap screws DIN 912, Stainless Steel AISI 304 Cu

### INFORMATION

Beam couplings GN 2246 transmit angle positions and torques with extreme precision and no backlash. They are manufactured of a single piece and offer high torsional stiffness thanks to the alternating slits. The clamping hubs make beam couplings very easy to assemble.

They are used in applications where precise position and movement transmission is required, such as in the drive systems of position measuring systems and in test benches.

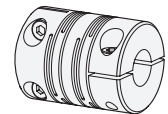
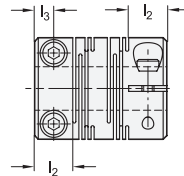
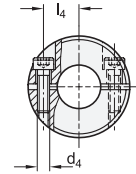
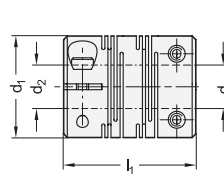
The Stainless Steel version can also be used in environments requiring high corrosion resistance, such as in medical technology (CAT scanners) and food-processing equipment (confectionary machines).

### TECHNICAL INFORMATION

- ISO-Fundamental Tolerances (see page A21)
- Stainless Steel characteristics (see page A26)

### ON REQUEST

- Bore with keyway



### TECHNICAL VALUES


#### Version in Aluminum

d1	Rated torque in Nm	Max. speed (min <sup>-1</sup> )	Moment of inertia in kgm <sup>2</sup>	Static torsional stiffness in Nm/rad	Max. shaft misalignment		
					lateral in mm	axial in mm	angular in °
12	0.4	52.000	$7.8 \times 10^{-8}$	45	0.1	± 0.3	2
16	0.5	39.000	$3.4 \times 10^{-7}$	80	0.1	± 0.4	2
20	1	31.000	$9.1 \times 10^{-7}$	170	0.1	± 0.4	2
25	2	25.000	$2.6 \times 10^{-6}$	380	0.15	± 0.4	2
32	4	19.000	$9.7 \times 10^{-6}$	500	0.15	± 0.5	2

#### Version in Stainless Steel


d1	Rated torque in Nm	Max. speed (min <sup>-1</sup> )	Moment of inertia in kgm <sup>2</sup>	Static torsional stiffness in Nm/rad	Max. shaft misalignment		
					lateral in mm	axial in mm	angular in °
12	0.3	52.000	$2.2 \times 10^{-7}$	64	0.1	± 0.2	2
16	0.5	39.000	$9.0 \times 10^{-7}$	85	0.1	± 0.3	2
20	1	31.000	$2.5 \times 10^{-6}$	250	0.1	± 0.3	2
25	2	25.000	$7.1 \times 10^{-6}$	330	0.15	± 0.4	2
32	3.5	19.000	$2.7 \times 10^{-5}$	850	0.15	± 0.5	2

### GN 2246-AL

Description	d1	d2 - d3 H8 recommended shaft tolerance h7	d4	l1	l2 recommended shaft insertion depth	l3	l4	Tightening torque of the screw in Nm ≈	
GN 2246-12-B4-4-AL	12	4-4	M 2	18.5	5	2.5	4	0.5	4
GN 2246-12-B4-5-AL	12	4-5	M 2	18.5	5	2.5	4	0.5	4
GN 2246-12-B5-5-AL	12	5-5	M 2	18.5	5	2.5	4	0.5	4
GN 2246-16-B5-5-AL	16	5-5	M 2.5	23	6.5	3.25	5	1	9
GN 2246-16-B5-6-AL	16	5-6	M 2.5	23	6.5	3.25	5	1	9
GN 2246-16-B6-6-AL	16	6-6	M 2.5	23	6.5	3.25	5	1	9
GN 2246-20-B5-5-AL	20	5-5	M 2.5	26	7.5	3.75	6.5	1	16
GN 2246-20-B5-6-AL	20	5-6	M 2.5	26	7.5	3.75	6.5	1	16
GN 2246-20-B5-8-AL	20	5-8	M 2.5	26	7.5	3.75	6.5	1	16
GN 2246-20-B6-6-AL	20	6-6	M 2.5	26	7.5	3.75	6.5	1	16
GN 2246-20-B6-8-AL	20	6-8	M 2.5	26	7.5	3.75	6.5	1	16
GN 2246-20-B8-8-AL	20	8-8	M 2.5	26	7.5	3.75	6.5	1	16
GN 2246-25-B6-6-AL	25	6-6	M 3	31	8.5	4.25	9	1.5	28
GN 2246-25-B6-8-AL	25	6-8	M 3	31	8.5	4.25	9	1.5	28
GN 2246-25-B6-10-AL	25	6-10	M 3	31	8.5	4.25	9	1.5	28
GN 2246-25-B8-8-AL	25	8-8	M 3	31	8.5	4.25	9	1.5	28
GN 2246-25-B8-10-AL	25	8-10	M 3	31	8.5	4.25	9	1.5	28
GN 2246-25-B10-10-AL	25	10-10	M 3	31	8.5	4.25	9	1.5	28
GN 2246-32-B10-10-AL	32	10-10	M 4	41	12	6	11	2.5	64
GN 2246-32-B10-12-AL	32	10-12	M 4	41	12	6	11	2.5	64
GN 2246-32-B12-12-AL	32	12-12	M 4	41	12	6	11	2.5	64

### GN 2246-NI

STAINLESS STEEL

Description	d1	d2 - d3 H8 recommended shaft tolerance h7	d4	l1	l2 recommended shaft insertion depth	l3	l4	Tightening torque of the screw in Nm ≈	
GN 2246-12-B4-4-NI	12	4-4	M 2	18.5	5	2.5	4	0.5	10
GN 2246-12-B4-5-NI	12	4-5	M 2	18.5	5	2.5	4	0.5	10
GN 2246-12-B5-5-NI	12	5-5	M 2	18.5	5	2.5	4	0.5	10
GN 2246-16-B5-5-NI	16	5-5	M 2.5	23	6.5	3.25	5	1	25
GN 2246-16-B5-6-NI	16	5-6	M 2.5	23	6.5	3.25	5	1	25
GN 2246-16-B6-6-NI	16	6-6	M 2.5	23	6.5	3.25	5	1	25
GN 2246-20-B5-5-NI	20	5-5	M 2.5	26	7.5	3.75	6.5	1	43
GN 2246-20-B5-6-NI	20	5-6	M 2.5	26	7.5	3.75	6.5	1	43
GN 2246-20-B5-8-NI	20	5-8	M 2.5	26	7.5	3.75	6.5	1	43
GN 2246-20-B6-6-NI	20	6-6	M 2.5	26	7.5	3.75	6.5	1	43
GN 2246-20-B6-8-NI	20	6-8	M 2.5	26	7.5	3.75	6.5	1	43
GN 2246-20-B8-8-NI	20	8-8	M 2.5	26	7.5	3.75	6.5	1	43
GN 2246-25-B6-6-NI	25	6-6	M 3	31	8.5	4.25	9	1.5	78
GN 2246-25-B6-8-NI	25	6-8	M 3	31	8.5	4.25	9	1.5	78
GN 2246-25-B6-10-NI	25	6-10	M 3	31	8.5	4.25	9	1.5	78
GN 2246-25-B8-8-NI	25	8-8	M 3	31	8.5	4.25	9	1.5	78
GN 2246-25-B8-10-NI	25	8-10	M 3	31	8.5	4.25	9	1.5	78
GN 2246-25-B10-10-NI	25	10-10	M 3	31	8.5	4.25	9	1.5	78
GN 2246-32-B10-10-NI	32	10-10	M 4	41	12	6	11	2.5	170
GN 2246-32-B10-12-NI	32	10-12	M 4	41	12	6	11	2.5	170
GN 2246-32-B12-12-NI	32	12-12	M 4	41	12	6	11	2.5	170

